


景觀圍籬總彙



景觀圍籬最佳選擇

萬豐企業有限公司
W&F PLASTIC COMPANY

桃園市 333012 龜山區大湖一路 106 巷 89 號
TEL : (03)328-0493 FAX : (03)328-0496
E-MAIL : wanfence@gmail.com

目次

1. 一般圍籬	-----	2
2. 運動圍籬	-----	6
3. 警戒圍籬	-----	10
4. 宮廟圍籬	-----	12
5. 特色圍籬		
(1) LED 圍籬	-----	15
(2) 不銹鋼圍籬	-----	21
(3) 鋁製圍籬	-----	26
(4) 木材圍籬	-----	37
(5) 花園圍籬	-----	48
(6) 骨型圍籬	-----	52
(7) 護欄	-----	54
6. 藝術圍籬	-----	59
7. 高級門		
(1) 總裁門	-----	103
(2) 藝術門	-----	109
8. 基裝水泥座	-----	113
9. 施工方法	-----	115

一般圍籬

熱浸鍍鋅+粉體烤漆



防水蓋



7字型圍籬



U型扣環





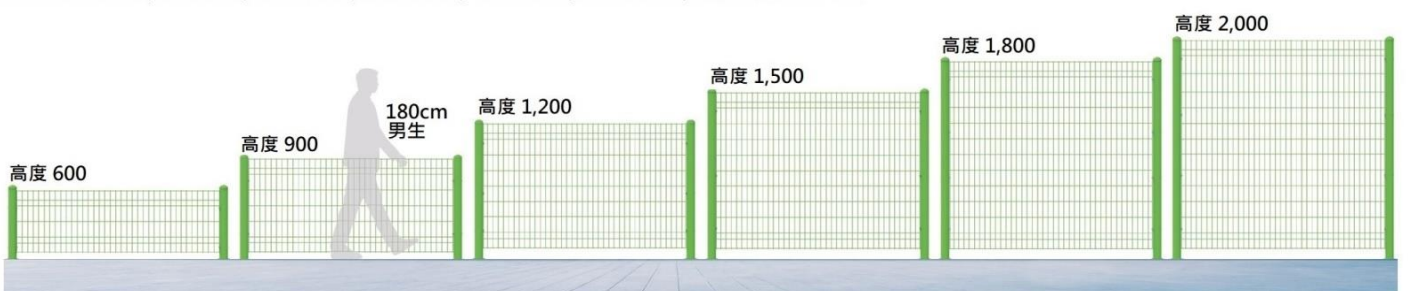
U型扣環

平行扣環




一般圍籬規格

高度：600mm, 900mm, 1200mm, 1500mm, 1800mm, 2000mm / 寬度：2000mm



套疊型圍籬

重疊方便節省體積




一般圍籬產品分類

	7字型	套疊型	O字型
U型扣環			
平行扣環			
W型扣環			

粉體烤漆顏色

實際顏色可能與圖片不同 (可依客戶需求指定顏色)



運動圍籬





WF-運動-JD-01



WF-運動-JD-02



WF-運動-JD-03



WF-運動-SA-04



WF-運動-SA-05



WF-運動-SA-06




WF-運動-SA-07

棒球場 圍籬高度：
10M / 12M / 15M

WF-運動-JD-04



WF-運動-JD-05



WF-運動-JD-06

警戒圍籬



菱形網



鐵網





WF-警戒-SA-04



WF-警戒-SA-05



WF-警戒-SA-06



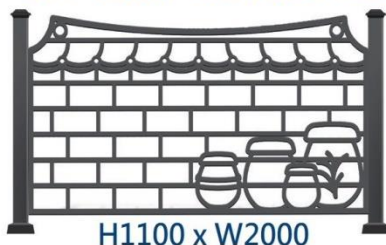
EX擴張網



宮廟圍籬

鋁鑄造 + 粉體烤漆

WF-宮廟-SA-ALC-21



H1100 x W2000



WF-宮廟-SA-ALC-21

WF-宮廟-SA-ALC-11



H1100 x W1880

WF-宮廟-SA-ALC-23



H1200 x W2000



WF-宮廟-SA-ALC-17

WF-宮廟-SA-ALC-17



H1200 x W2000



WF-宮廟-JD-DJA-158



WF-宮廟-JD-DJA-09-12



WF-宮廟-JD-DJA-09-13




WF-宮廟-JD-DJA-09-06



WF-宮廟-JD-DJA-153



WF-宮廟-JD-DJA-160



H650 x W2000



WF-宮廟-JD-DJA-161



H500 x W1325



WF-宮廟-JD-DJA-162



H460 x W1500

特色(LED)圍籬



WF-特色(LED-單色)-SA-01

環保太陽能照明系統

| 白天 | 太陽能自動充電

| 夜晚 | 感應自動開關

太陽能充電後，在夜晚提供照明，
路上行人與否自動調整亮度的系統。



環保




太陽能充電




動作感應






獨特的設計

斜線及交叉使用鋼管和鐵板，根據視線角度展現出多種效果。





太陽能照明系統

採用多彩發光的照明系統,行人可安全步行,安裝場所可展出溫暖氛圍。

發光面積大,使用LED板展現明亮的亮度。

彩色照明不能適用動作感應器。

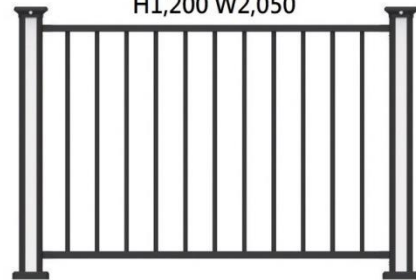
WF-特色(LED)-SA-01

H1,200 W2,050



WF-特色(LED)-SA-02

H1,200 W2,050



WF-特色(LED-彩色)-SA-02

LED庭院燈



環保



太陽能



防水



WF-特色(LED)-SA-H1300

彩色照明不能適用動作感應器。



WF-特色(LED)-SA-H600

特色(LED)圍籬詳圖

太陽能模組

感應器

散光PC板

LED照明板

柱子(鋁製壓出棒)

· 太陽能模組

· 動作感應器

特色圍籬-LED照明燈

圍籬柱子上端安裝容易
太陽能充電經濟效益佳

WF-特色(LED)-SA-108

108LED



WF-特色(LED)-SA-32

32LED



WF-特色(LED)-SA-8

8LED



特色(不銹鋼)圍籬



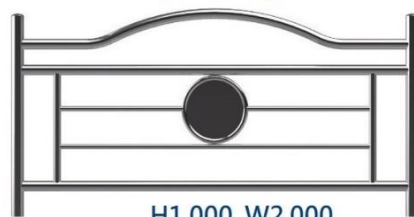
材質 : SUS304

WF-特色(不銹鋼)-SA-04



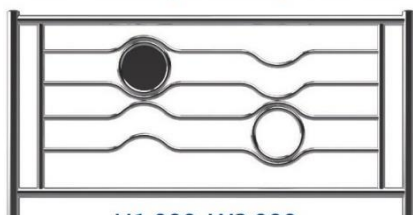
H1,000 W2,000

WF-特色(不銹鋼)-SA-06



H1,000 W2,000

WF-特色(不銹鋼)-SA-07



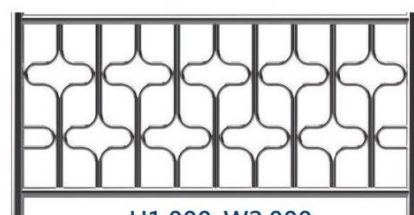
H1,000 W2,000

WF-特色(不銹鋼)-SA-11




H1,000 W2,000

WF-特色(不銹鋼)-SA-12



H1,000 W2,000

WF-特色(不銹鋼)-SA-14



H1,200 W1,000

WF-特色(不銹鋼)-SA-16



H1,100 W2,000

WF-特色(不銹鋼)-SA-17



H1,100 W2,000



WF-特色(不銹鋼)-SA-17



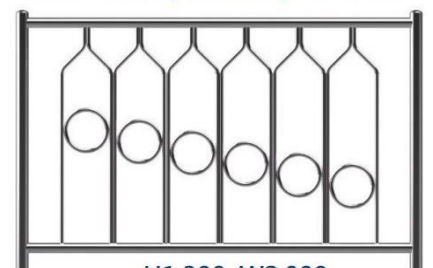
WF-特色(不銹鋼)-SA-09

WF-特色(不銹鋼)-SA-08



H1,100 W2,000

WF-特色(不銹鋼)-SA-09



H1,300 W2,000




WF-特色(不銹鋼)-JDS-04-04



WF-特色(不銹鋼)-JDS-04-05



WF-特色(不銹鋼)-JDS-04-07



WF-特色(不銹鋼)-JDS-04-06



WF-特色(不銹鋼)-JDS-07-03




WF-特色(不銹鋼)-JDS-07-06



WF-特色(不銹鋼)-JDS-07-07



WF-特色(不銹鋼)-JDS-07-09



WF-特色(不銹鋼)-JDS-07-01



WF-特色(不銹鋼)-DSF-0327-H1100xW2000



WF-特色(不銹鋼)-DSF-0101-H900xW2000



WF-特色(不銹鋼)-DSF-0304-H1000xW2000



WF-特色(不銹鋼)-DSF-0320-H900xW2000



WF-特色(不銹鋼)-DSF-0323-H900xW2000



WF-特色(不銹鋼)-DSF-0337-H1000xW2000

特色(鋁製)圍籬 + 粉體烤漆




WF-特色(鋁製)-JD-DJA-09-03



WF-特色(鋁製)-JD-DJA-09-04



WF-特色(鋁製)-JD-DJA-09-05



WF-特色(鋁製)-JD-DJA-09-14



WF-特色(鋁製)-JD-DJA-09-07



WF-特色(鋁製)-JD-DJA-09-08



WF-特色(鋁製)-JD-DJA-09-09



WF-特色(鋁製)-JD-DJA-09-10



WF-特色(鋁製)-JD-DJA-09-16



WF-特色(鋁製)-JD-DJA-09-15



WF-特色(鋁製)-JD-DJA-141



WF-特色(鋁製)-JD-DJA-142



WF-特色(鋁製)-JD-DJA-143




WF-特色(鋁製)-JD-DJA-144



WF-特色(鋁製)-JD-DJA-145



WF-特色(鋁製)-JD-DJA-146



WF-特色(鋁製)-JD-DJA-1501



WF-特色(鋁製)-JD-DJA-733



WF-特色(鋁製)-JD-DJA-1502



WF-特色(鋁製)-JD-DJA-734



WF-特色(鋁製)-JD-DJA-147



WF-特色(鋁製)-JD-DJA-148



WF-特色(鋁製)-JD-DJA-149



WF-特色(鋁製)-JD-DJA-150




WF-特色(鋁製)-JD-DJA-151



WF-特色(鋁製)-JD-DJA-152



WF-特色(鋁製)-JD-DJA-09-11



WF-特色(鋁製)-JD-DJA-154



WF-特色(鋁製)-JD-DJA-157



WF-特色(鋁製)-JD-DJA-158



WF-特色(鋁製)-JD-DJA-155



WF-特色(鋁製)-JD-DJA-156



WF-特色(鋁製)-JD-DJA-429



WF-特色(鋁製)-JD-DJA-713




WF-特色(鋁製)-JD-DJA-714



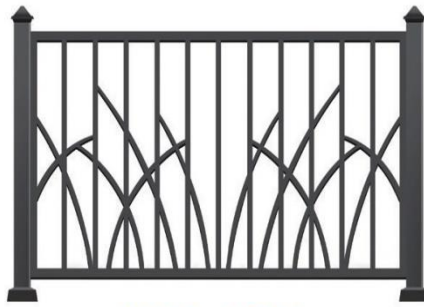
WF-特色(鋁製)-JD-DJA-730

WF-特色(鋁製)-SA-ALC-16



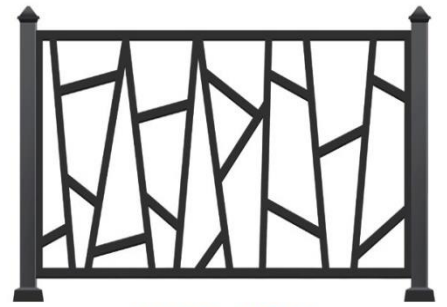
H1100 x W2000

WF-特色(鋁製)-SA-ALC-12



H1100 x W2000

WF-特色(鋁製)-SA-ALC-18

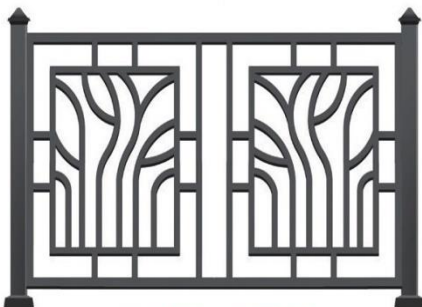


H1100 x W2000



WF-特色(鋁製)-SA-ALC-12

WF-特色(鋁製)-SA-ALC-15



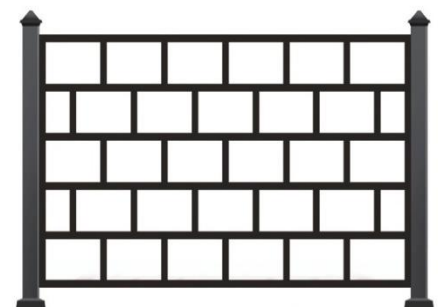
H1200 x W2000

WF-特色(鋁製)-SA-ALC-19



H1100 x W2000

WF-特色(鋁製)-SA-ALC-22



H1100 x W2000

WF-特色(鋁製)-DH-ALF-0937



H1100 x W2000

WF-特色(鋁製)-DH-ALF-3189



H1100 x W2000

WF-特色(鋁製)-DH-ALF-0948



H1000 x W2000

WF-特色(鋁製)-DH-ALF-4152



H1000 x W2000

WF-特色(鋁製)-DH-ALF-0742



H1000 x W2000

WF-特色(鋁製)-DH-ALF-4105



H1000 x W2000

WF-特色(鋁製)-DH-ALF-4126



H1000 x W2000

WF-特色(鋁製)-DH-ALF-4113




H1100 x W2000

特色(塑木)圍籬

環保材料(塑木, ECO WOOD)

WF-特色(塑木)-SA-01



WF-特色(塑木)-SA-02



顏色(A)



顏色(B)



顏色(C)




環保塑木(ECO WOOD)還具各防水、防潮、防霉、防變形、防龜裂、防蟲、防白蟻、抗酸鹼性強、阻燃、抗老化性強、强度高、防掉漆可循環再用等優點。




WF-特色(塑木)-SA-04

WF-特色(塑木)-SA-03




WF-特色(塑木)-SA-04



WF-特色(塑木)-SA-07

WF-特色(塑木)-SA-05



WF-特色(塑木)-SA-06



WF-特色(塑木)-SA-08



WF-特色(塑木)-SA-09



WF-特色(塑木)-SA-011

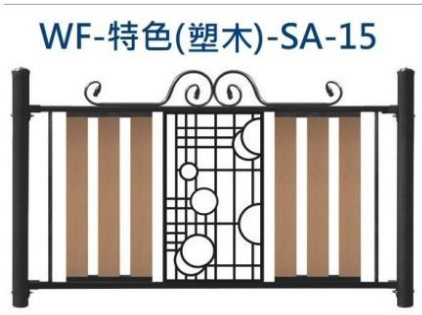


WF-特色(塑木)-SA-12



WF-特色(塑木)-SA-13







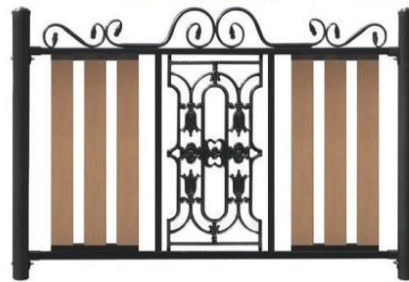


WF-特色(塑木)-SA-19-1

WF-特色(塑木)-SA-18



WF-特色(塑木)-SA-19



WF-特色(塑木)-SA-19



WF-特色(塑木)-SA-21

WF-特色(塑木)-SA-20



WF-特色(塑木)-SA-21



WF-特色(木材)-SA-22



WF-特色(塑木)-SA-23



WF-特色(塑木)-SA-24



WF-特色(塑木)-SA-25



WF-特色(塑木)-SA-26



WF-特色(塑木)-SA-27

WF-特色(塑木)-SA-28



WF-特色(塑木)-SA-29



WF-特色(塑木)-SA-30





WF-特色(塑木)-SA-31



WF-特色(塑木)-SA-32



WF-特色(塑木)-SA-33



WF-特色(塑木)-SA-34



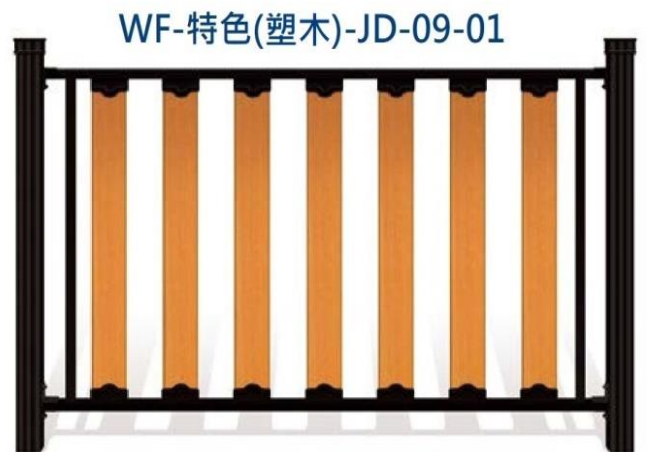
* WF-特色(塑木)-SA-34 可做寬度1580mm以內



WF-特色(塑木)-JD-09-01



WF-特色(塑木)-JD-09-05



WF-特色(塑木)-JD-09-01



WF-特色(塑木)-JD-09-05



WF-特色(塑木)-JD-13-01

WF-特色(塑木)-JD-13-01



WF-特色(塑木)-JD-13-02

WF-特色(塑木)-JD-13-02



WF-特色(塑木)-JD-13-03

WF-特色(塑木)-JD-13-03






WF-特色(塑木)-JD-13-04

WF-特色(塑木)-JD-13-04



WF-特色(塑木)-JD-13-05

WF-特色(塑木)-JD-13-05



WF-特色(塑木)-JD-13-06

WF-特色(塑木)-JD-13-06



特色(花園)圍籬

WF-特色(花園)-SA-01



WF-特色(花園)-SA-02

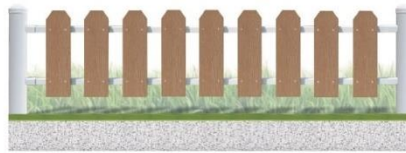


H : 450mm~650mm
W : 1325mm ~ 2000mm

WF-特色(花園)-SA-03



WF-特色(花園)-SA-04



WF-特色(花園)-SA-05



WF-特色(花園)-SA-03

WF-特色(花園)-SA-06



WF-特色(花園)-SA-07



WF-特色(花園)-SA-08






WF-特色(花園)-JD-01



WF-特色(花園)-JD-02




WF-特色(花園)-JD-03







WF-特色(花園)-JD-04



WF-特色(花園)-JD-05




WF-特色(花園)-JD-06



WF-特色(花園)-DH-DUF-H450

H450 x W2000



WF-特色(花園)-DH-GSF-0310

H450 x W2000



WF-特色(花園)-DH-GSF-0502

H450 x W2000



WF-特色(花園)-DH-GARDEN-H450

H450 x W2000



WF-特色(花園)-DH-BASIC-H450

H450 x W2000



特色(骨型)圍籬




WF-特色(骨型)-DH-01



H1200 x W2000

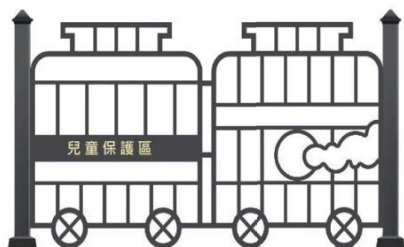
骨型圍籬：
用拉伸加工的鍍鋅鋼，螺絲組合而成。






特色(護欄)圍籬


WF-特色(護欄)-SA-ALC-20 WF-特色(護欄)-SA-ALC-19 WF-特色(護欄)SA-ALC-24




H1100 x W2000



H1100 x W2000



H1100 x W2000



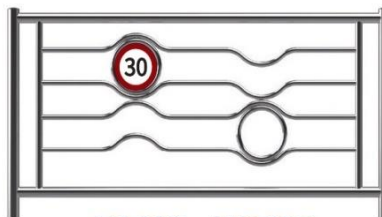
WF-特色(護欄)-SA-ALC-20

WF-特色(護欄)-SA-STS-06



H1000 x W2000

WF-特色(護欄)-SA-STS-07



H1000 x W2000



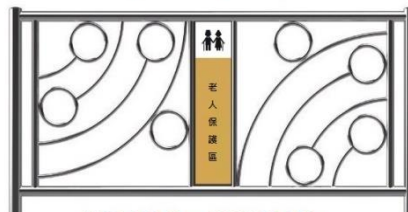
WF-特色(護欄)-SA-STS-06

WF-特色(護欄)-SA-STS-04



H1000 x W2000

WF-特色(護欄)-SA-STS-11



H1000 x W2000




WF-特色(護欄)-SA-ART-18

WF-特色(護欄)-DH-BCF-1022



H1200 x W2000

WF-特色(護欄)-DH-BCF-1052



H900 x W3000

WF-特色(護欄)-DH-BCF-5305



H900 x W3000

WF-特色(護欄)-DH-SCF-1101



H1000 x W2000

WF-特色(護欄)-DH-SCF-1102



H1000 x W2000

WF-特色(護欄)-DH-SCF-1103



H1000 x W2000

WF-特色(護欄)-DH-SCF-1104



H1000 x W2000

WF-特色(護欄)-DH-SCF-1105



H1000 x W2000



WF-特色(護欄)-JD-DJS-06-04



WF-特色(護欄)-JD-DJS-06-02



WF-特色(護欄)-JD-DJS-06-03



WF-特色(護欄)-JD-DJS-06-01

藝術圍籬 + 粉體烤漆




WF-藝術-JD-01

WF-藝術-JD-01



D-TYPE

WF-藝術-JD-02



A-TYPE



WF-藝術-JD-ART-22-10

WF-藝術-JD-ART-22-10



WF-藝術-JD-ART-22-09



** 可依客戶提供圖案 **




WF-藝術-JD-ART-22-03


WF-藝術-JD-ART-22-03



WF-藝術-JD-ART-22-01



WF-藝術-JD-ART-22-02



WF-藝術-JD-ART-22-04




WF-藝術-JD-ART-22-05




WF-藝術-JD-ART-22-06



WF-藝術-JD-ART-22-07



WF-藝術-JD-ART-22-08





WF-藝術-JD-19-01

WF-藝術-JD-19-01



WF-藝術-JD-19-03

WF-藝術-JD-19-03



WF-藝術-JD-19-04


WF-藝術-JD-19-04



WF-藝術-JD-A+D TYPE



WF-藝術-JD-B TYPE



WF-藝術-JD-C TYPE



WF-藝術-JD-D-01 TYPE



WF-藝術-JD-D-02 TYPE



WF-藝術-JD-D-05 TYPE






WF-藝術-JD-D-06 TYPE



WF-藝術-JD-D TYPE 補強



WF-藝術-JD-07-02 TYPE






WF-藝術-JD-A-TYPE

WF-藝術-JD-A-TYPE




WF-藝術-JD-B-TYPE



H900, H1200

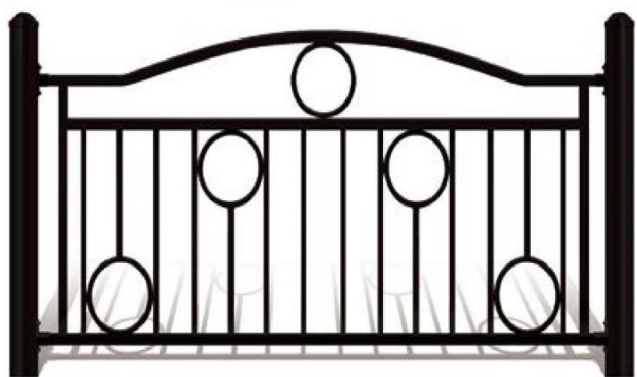
WF-藝術-JD-C-TYPE



WF-藝術-JD-D-TYPE



WF-藝術-JD-08-02



WF-藝術-JD-08-03




WF-藝術-JD-08-04



WF-藝術-JD-08-05




WF-藝術-JD-08-02



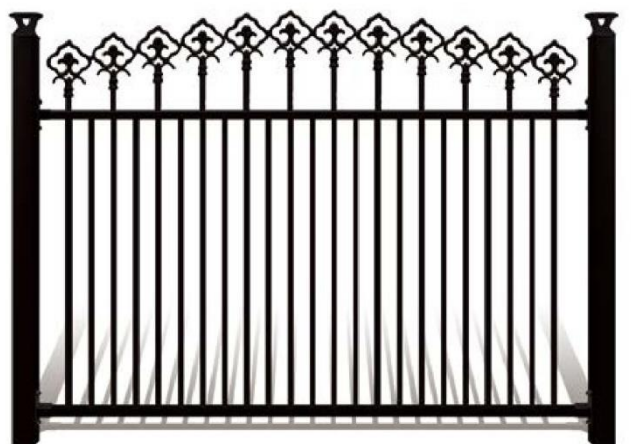
WF-藝術-JD-ART-BUD-01

WF-藝術-JD-ART-BUD-01



WF-藝術-JD-ART-BUD-02

WF-藝術-JD-ART-BUD-02





WF-藝術-DH-ART-01

H1200 x W2000

WF-藝術-DH-ART-01



H1200 x W2000

WF-藝術-DH-ART-02




H1200 x W2000

WF-藝術-DH-ART-03



H1200 x W2000

WF-藝術-DH-ART-04



H1200 x W2000

WF-藝術-DH-ART-05



H1200 x W2000

WF-藝術-DH-ART-06



H1200 x W2000

只能W1000, W1500, W2000

WF-藝術-DH-ART-07



H600 x W2000

WF-藝術-DH-ART-08




H900 x W2000



WF-藝術-DH-ART-09 H1200 x W2000

WF-藝術-DH-ART-09



H1200 x W2000

WF-藝術-DH-ART-10



H1200 x W2000

WF-藝術-DH-ART-11



H1200 x W2000

WF-藝術-DH-ART-12



H1200 x W2000

WF-藝術-DH-ART-13



H1200 x W2000

WF-藝術-DH-ART-14



H1200 x W2000

WF-藝術-DH-ART-15



H1200 x W2000

WF-藝術-DH-ART-16



H1200 x W2000

只能W1000, W1500, W2000

WF-藝術-DH-ART-17



H600 x W2000


WF-藝術-DH-ART-18



H900 x W2000

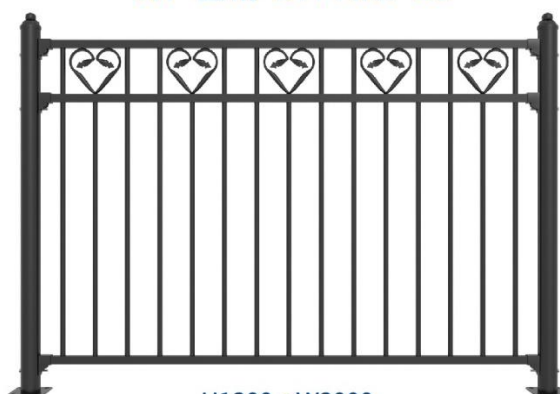


WF-藝術-DH-ART-19



H1200 x W2000

WF-藝術-DH-ART-20



H1200 x W2000



WF-藝術-DH-ART-21 H1200 x W2000

WF-藝術-DH-ART-21




H1200 x W2000



WF-藝術-DH-ART-28 H1200 x W2000

WF-藝術-DH-ART-28



H1200 x W2000

WF-藝術-DH-ART-22




H1200 x W2000

WF-藝術-DH-ART-23



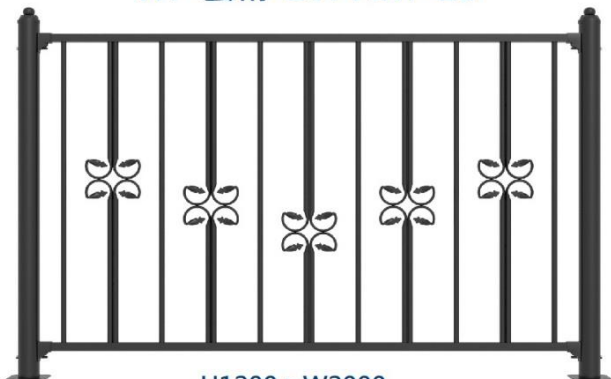
H1200 x W2000

WF-藝術-DH-ART-24



H1200 x W2000

WF-藝術-DH-ART-25



H1200 x W2000

WF-藝術-DH-ART-26



H1200 x W2000

WF-藝術-DH-ART-27



H1200 x W2000



WF-藝術-DH-ART-29 H1200 x W2000

WF-藝術-DH-ART-29



H1200 x W2000

WF-藝術-DH-ART-30



H1200 x W2000

WF-藝術-DH-ART-30-1



H1200 x W2000




WF-藝術-DH-ART-31 H1200 x W2000


WF-藝術-DH-ART-31

WF-藝術-DH-ART-32

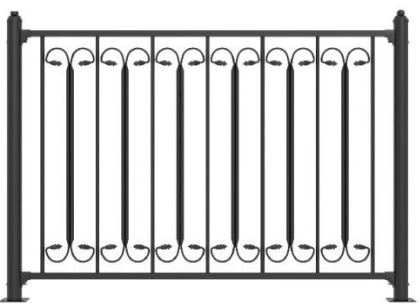
WF-藝術-DH-ART-33



H1200 x W2000



H1200 x W2000



H1200 x W2000




WF-藝術-DH-ART-34 H1200 x W2000

WF-藝術-DH-ART-34



H1200 x W2000

WF-藝術-DH-ART-35



H1200 x W2000

WF-藝術-DH-ART-36



H1200 x W2000

WF-藝術-DH-ART-37



H1200 x W2000



WF-藝術-DH-ART-38 H1200 x W2000




WF-藝術-DH-ART-38

WF-藝術-DH-ART-39

WF-藝術-DH-ART-40



H1200 x W2000



H1200 x W2000



H1200 x W2000



WF-藝術-DH-ART-41 H1200 x W2000

WF-藝術-DH-ART-41

WF-藝術-DH-ART-42

WF-藝術-DH-ART-43



H1200 x W2000



H1200 x W2000



H1200 x W2000



WF-藝術-DH-ART-44 H1200 x W2000

WF-藝術-DH-ART-44



H1200 x W2000

WF-藝術-DH-ART-45



H1200 x W2000

WF-藝術-DH-ART-46



WF-藝術-DH-ART-47





WF-藝術-DH-ART-48



WF-藝術-DH-ART-49



WF-藝術-DH-ART-50



WF-藝術-DH-ART-51

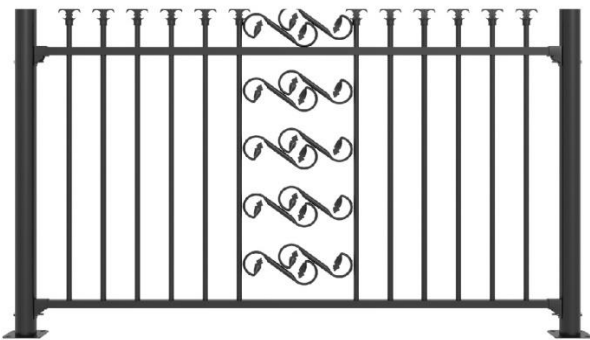


WF-藝術-DH-ART-52







WF-藝術-DH-ART-53



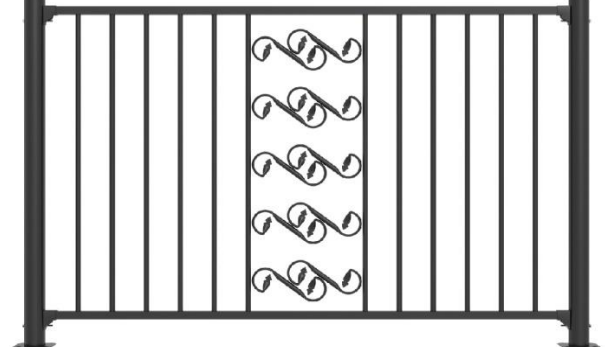
WF-藝術-DH-ART-54



WF-藝術-DH-ART-55




WF-藝術-DH-ART-56






WF-藝術-DH-ART-57 H1200 x W2000

WF-藝術-DH-ART-57




WF-藝術-DH-ART-58





WF-藝術-DH-ART-59 H1200 x W2000

WF-藝術-DH-ART-59



WF-藝術-DH-ART-60






WF-藝術-DH-ART-61 H1200 x W2000

WF-藝術-DH-ART-61



WF-藝術-DH-ART-62






WF-藝術-DH-ART-61 H1200 x W2000

WF-藝術-DH-ART-63



WF-藝術-DH-ART-64



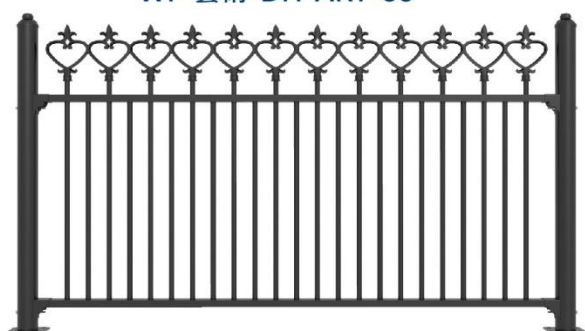
WF-藝術-DH-ART-65



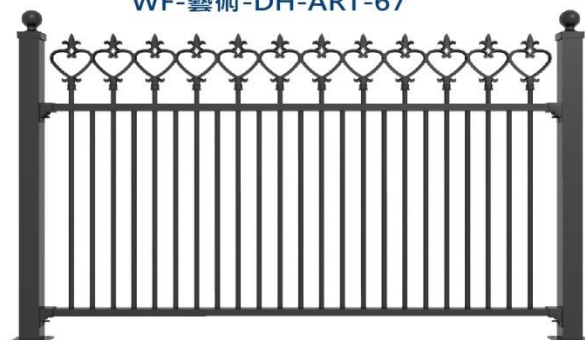


WF-藝術-DH-ART-69 H1200 x W2000


WF-藝術-DH-ART-66




WF-藝術-DH-ART-67



WF-藝術-DH-ART-68




WF-藝術-DH-ART-69






WF-藝術-DH-ART-73 H1200 x W2000


WF-藝術-DH-ART-70




WF-藝術-DH-ART-71



WF-藝術-DH-ART-72




WF-藝術-DH-ART-73

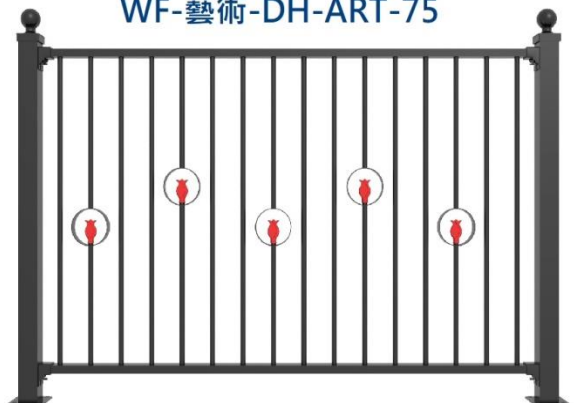




WF-藝術-DH-ART-74

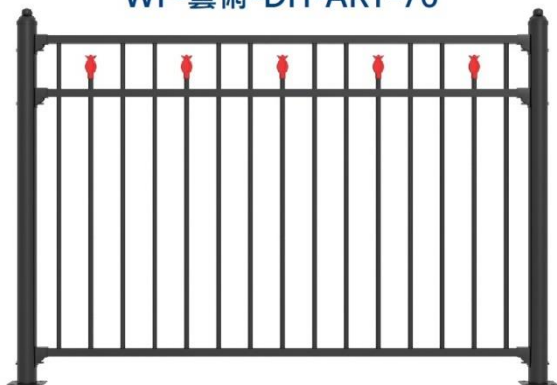


WF-藝術-DH-ART-75






WF-藝術-DH-ART-76

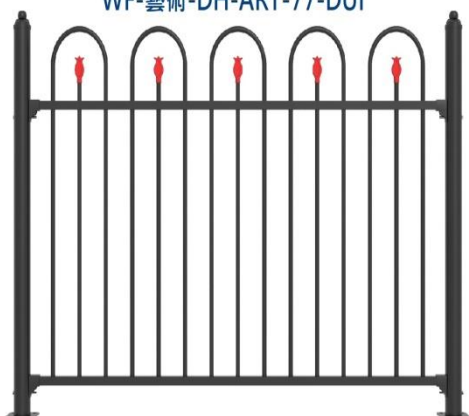




WF-藝術-DH-ART-77-DUF




WF-藝術-DH-ART-77-DUI



WF-藝術-DH-ART-77-DUO




WF-藝術-SA-01



WF-藝術-SA-02




WF-藝術-SA-03



WF-藝術-SA-02

圖案面板尺寸：H1140 x W520



WF-藝術-SA-05



WF-藝術-SA-06



圖案面板尺寸

SA-05 SA-06 SA-09(H890xW520) SA-07(H890xW500) SA-08(H940xW200)



WF-藝術-SA-07



WF-藝術-SA-08

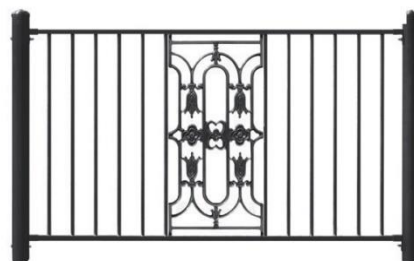




WF-藝術-SA-11



WF-藝術-SA-12



圖案面板尺寸H940 x W485

WF-藝術-SA-13




WF-藝術-SA-14



WF-藝術-SA-15



WF-藝術-SA-16



WF-藝術-SA-17



WF-藝術-SA-18



WF-藝術-SA-19-1


WF-藝術-SA-19




WF-藝術-SA-20



WF-藝術-SA-21



WF-藝術-SA-22




WF-藝術-SA-23



WF-藝術-SA-24



WF-藝術-SA-25



WF-藝術-SA-26




WF-藝術-SA-27


WF-藝術-SA-27




WF-藝術-SA-28



WF-藝術-SA-29



WF-藝術-SA-30




WF-藝術-SA-30

WF-藝術-SA-31



WF-藝術-SA-32



WF-藝術-SA-33







WF-藝術-SA-34



WF-藝術-SA-35

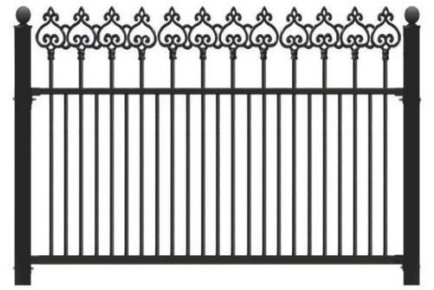



WF-藝術-SA-36



WF-藝術-SA-37



WF-藝術-SA-38



WF-藝術-SA-37 H900 x W2580

WF-藝術-SA-39

WF-藝術-SA-40



總裁門

使用堅固的框架,展現高檔氛圍。

時尚的手把



門框擋板



塑木框架



WF-總裁門-SA-01 H1830 x W3000+1000




WF-總裁門-SA-02 H1800 x W3000+1000

WF-總裁門-SA-03

H1800 x W3000+1000

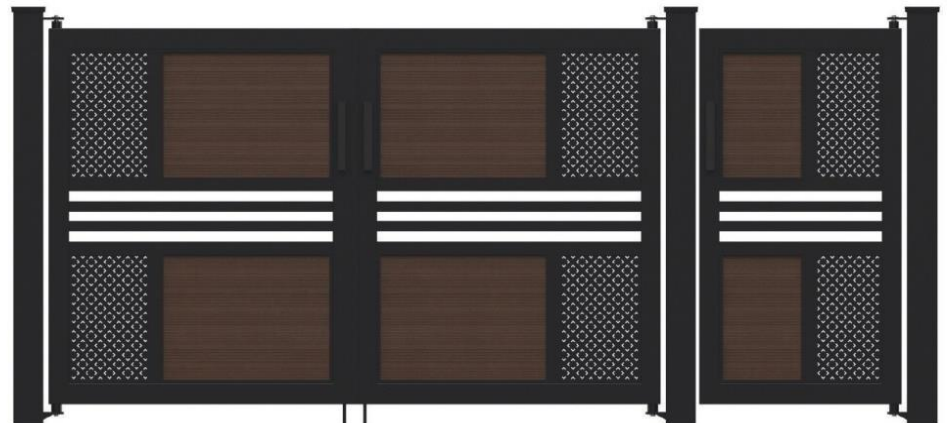
STEEL



WF-總裁門-SA-04

H1800 x W3000+1000

STEEL, ECO WOOD





WF-總裁門-SA-05 H1780 x W3000+1000

高級獨特門柱蓋設計



金屬板與塑木框架結合




適用圖案金屬板



WF-總裁門-SA-06

H1800 x W3000+1000

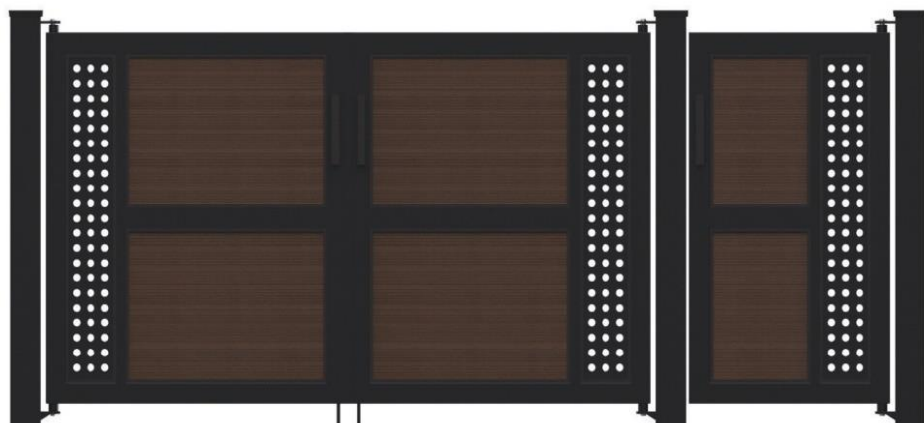
STEEL




WF-總裁門-SA-07

H1740 x W3000+1000

STEEL, ECO WOOD




WF-總裁門-SA-08 H1800xW3000+1000



WF-總裁門-SA-09

H1800xW3000+1000

STEEL, ECO WOOD



WF-總裁門-SA-10

H1800xW3000+1000

STEEL




WF-總裁門-SA-11 H1800xW3000+1000

WF-總裁門-SA-12

H1800xW3000+1000

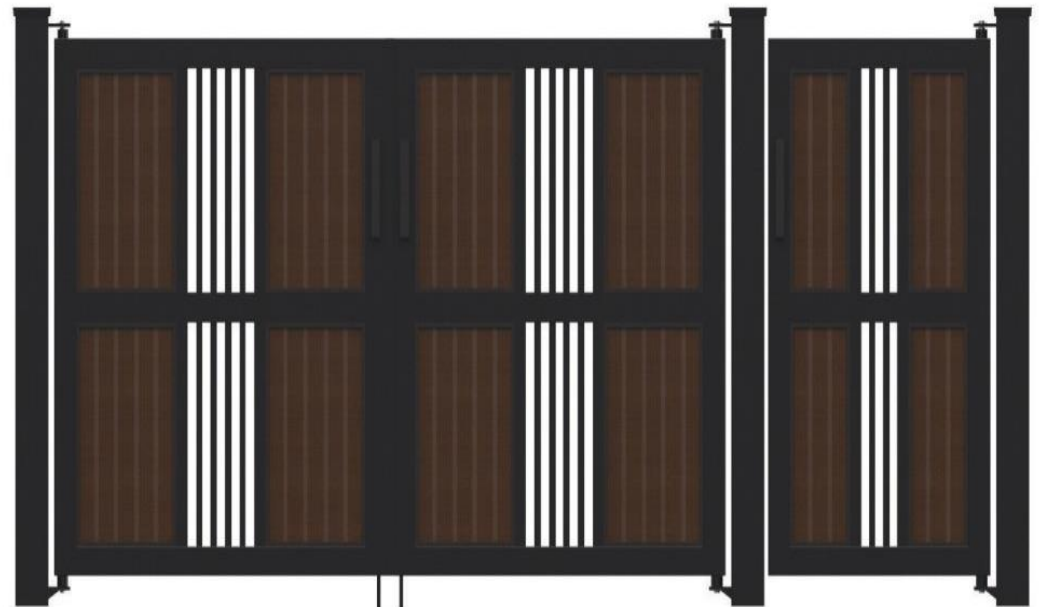
STEEL, ECO WOOD



WF-總裁門-SA-13

H1800xW3000+1000


STEEL, ECO WOOD



WF-總裁門-SA-14

H1850xW3000+1000

STEEL, ECO WOOD



藝術門

WF-藝術門-SA-01



WF-藝術門-SA-02



WF-藝術門-SA-02

WF-藝術門-SA-08




H1140xW520

WF-藝術門-SA-09



H1140xW520



WF-藝術門-SA-07

WF-藝術門-SA-03



WF-藝術門-SA-04



WF-藝術門-SA-05



WF-藝術門-SA-04



WF-藝術門-SA-10

WF-藝術門-SA-06



H890xW520

WF-藝術門-SA-11



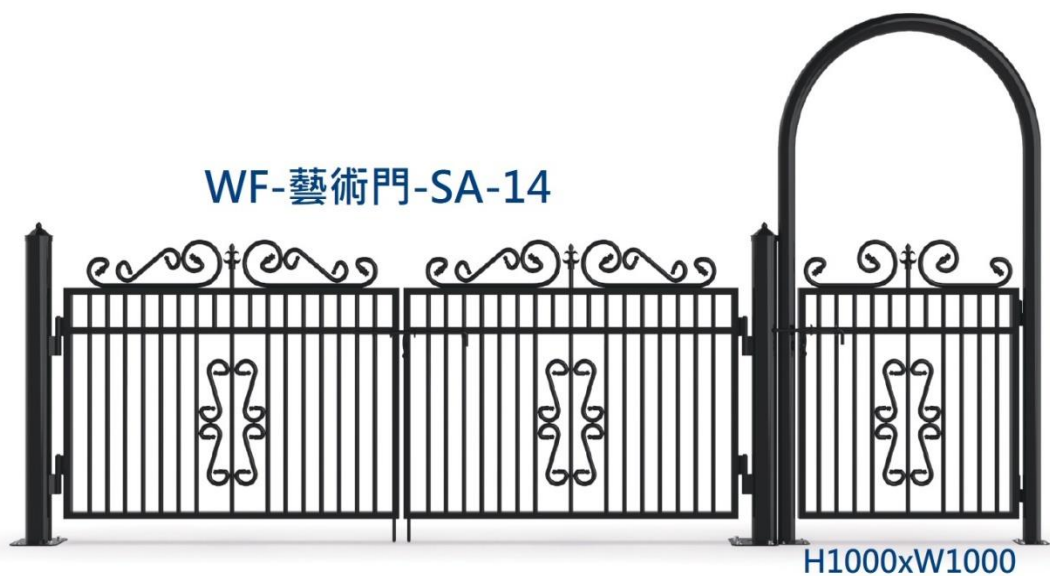
WF-藝術門-SA-12



WF-藝術門-SA-13



WF-藝術門-SA-14



基裝水泥座產品特色

①



施工簡便

②



可節省材料費和工資

③



經濟效益

④



運輸方便

產品種類



螺絲固定型



鐵楔固定型



膨脹螺絲固定型



施工範例



適合用處



各種圍籬基礎



貨櫃屋底座



照明燈底座



路燈底座



涼亭底座



公園長椅底座

螺絲固定型[®]



WF-水泥座-FS-233 [φ79]

尺寸: 上部 190 x 190 重量: 27 kg
下部 300 x 300
高度 300



WF-水泥座-FS-234 [φ79]

尺寸: 上部 198 x 198 重量: 37 kg
下部 300 x 300
高度 400



螺絲固定型零件



固定螺絲 墊片

螺絲固定型施工方法



1 插入柱子



2 插入墊片螺絲



3 鎖緊螺絲

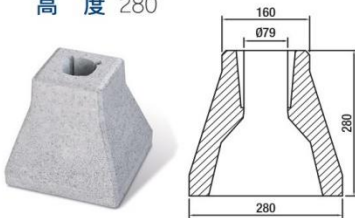


4 施工完成

鐵楔固定型[®]

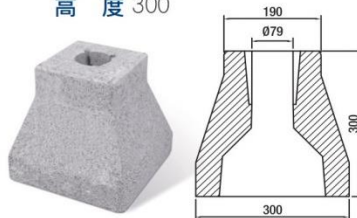
WF-水泥座-FSP-24 [φ79]

尺寸: 上部 160 x 160 重量: 21 kg
下部 280 x 280
高度 280



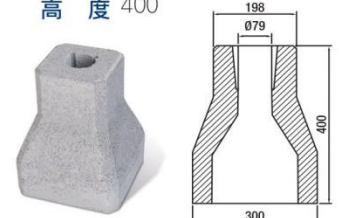
WF-水泥座-FSP-233 [φ52,79]

尺寸: 上部 190 x 190 重量: 28 / 27 kg
下部 300 x 300
高度 300



WF-水泥座-FSP-234 [φ63,79]

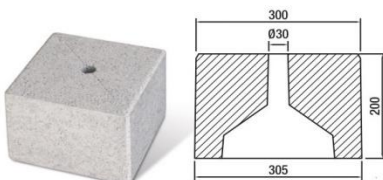
尺寸: 上部 198 x 198 重量: 38 / 38 kg
下部 300 x 300
高度 400



膨脹螺絲固定型[®]

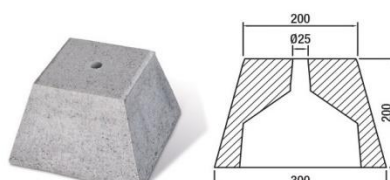
WF-水泥座-FS-332 [φ30]

尺寸: 上部 300 x 300 重量: 34 kg
下部 305 x 305
高度 200



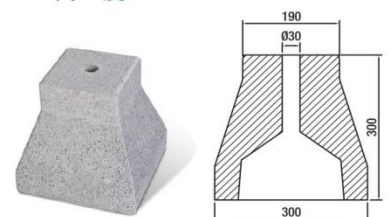
WF-水泥座-FS-232 [φ25]

尺寸: 上部 200 x 200 重量: 23 kg
下部 300 x 300
高度 200



WF-水泥座-FS-233 [φ30]

尺寸: 上部 190 x 190 重量: 30 kg
下部 300 x 200
高度 300



圍籬施工方法

【鑽孔】



【固定膨脹螺絲】



【組裝圍籬柱子】



【安裝圍籬和 U 型連扣子】

